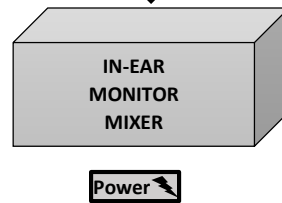
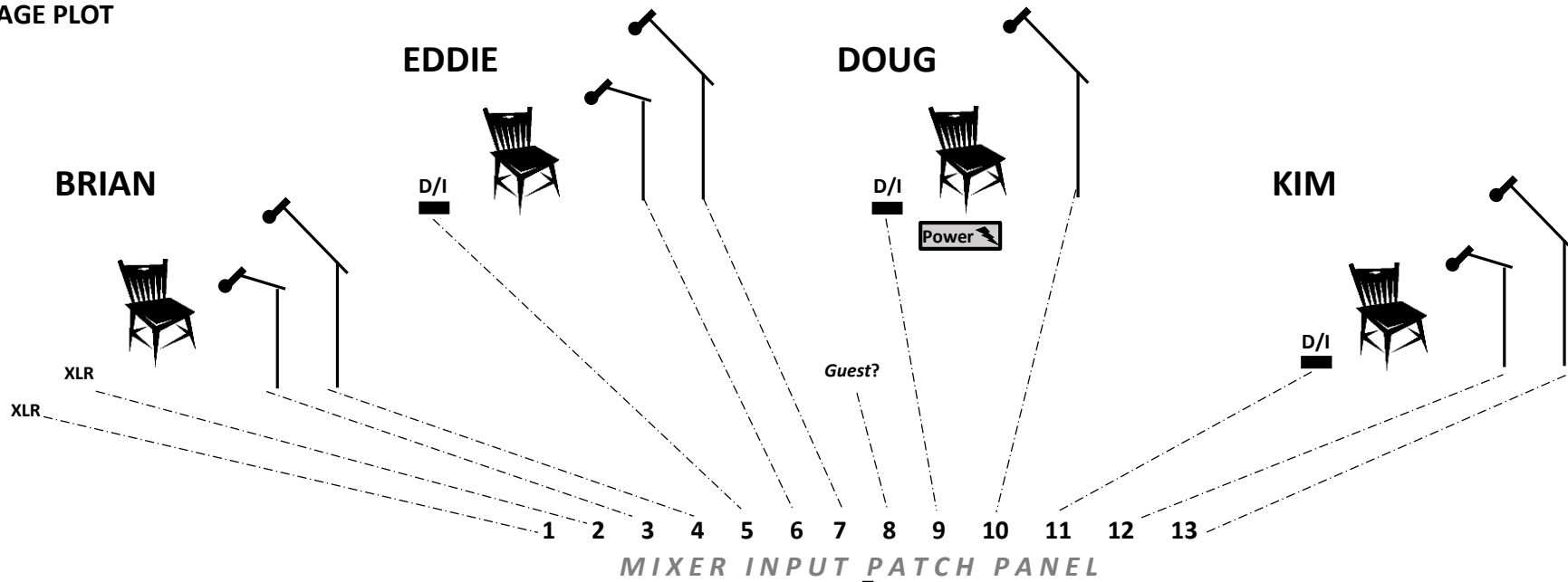


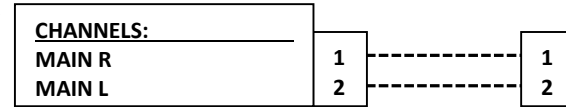
# THE KELLS BAND

## STAGE PLOT



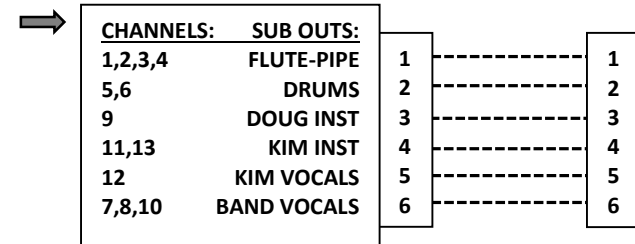
### OPTION #1: MAIN OUTS

### HOUSE SNAKE



### OPTION #2: SUB OUTS

### HOUSE SNAKE



### CHANNELS

#:	NAME:	#:	NAME:
1	Pipe Drone Low	9	Doug Instruments
2	Pipe Drone High	10	Doug Vocals
3	Pipe Melody	11	Kim Guitar
4	Flutes	12	Kim Vocals
5	Stomp Box	13	Kim Instruments
6	Drum		
7	Eddie Vocal & Announcement		
8	Guest (if needed)		

### SETUP:

- 1) Set up all mics/booms, D/I's, cords, chairs, A/C Power outlets, etc.
- 2) Band uses In-Ear Monitor Mixer – no stage monitors needed.
- 3) Plug all inputs into band's mixer patch panel. (except #8 "guest" – used only if needed)
- 4) Option #1: Plug the 2 main outs from band's mixer into house snake.
- 5) Option #2: Plug the 6 sub outs from band's mixer into house snake.